

Corporate Club



TOASTMASTERS INTERNATIONAL

Division and Area Director Training

Case Study Corporate Club

218H



TOASTMASTERS INTERNATIONAL

Corporate Clubs



13



TOASTMASTERS INTERNATIONAL

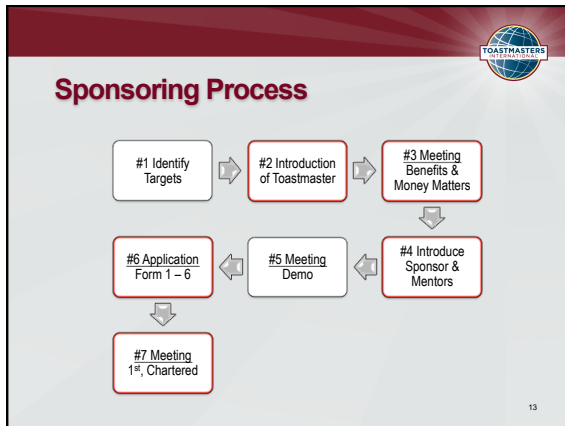
Cultivate a Corporate Club

Toastmasters Teamwork

- ▶ Two sponsors
- ▶ Two mentors
- ▶ The district director
- ▶ The new club grow director
- ▶ Other Toastmasters and district leaders

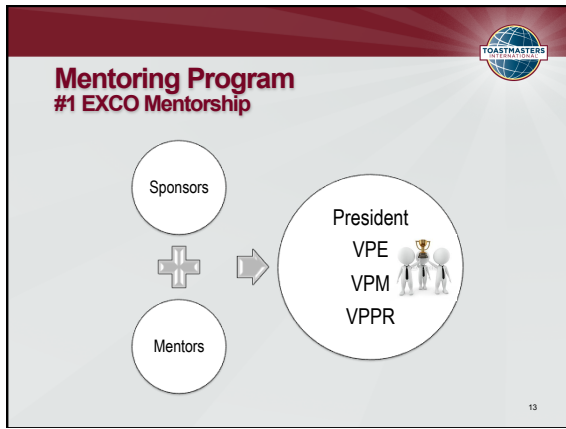


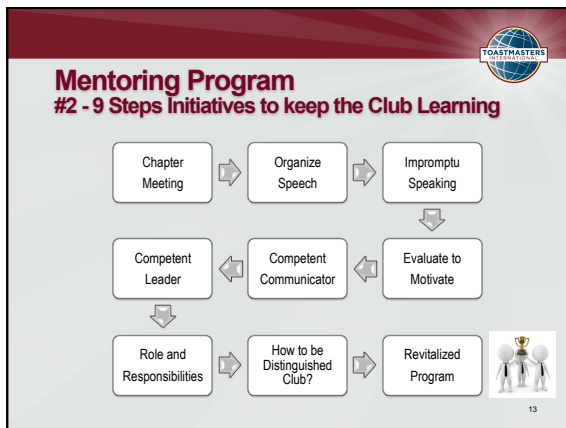
6

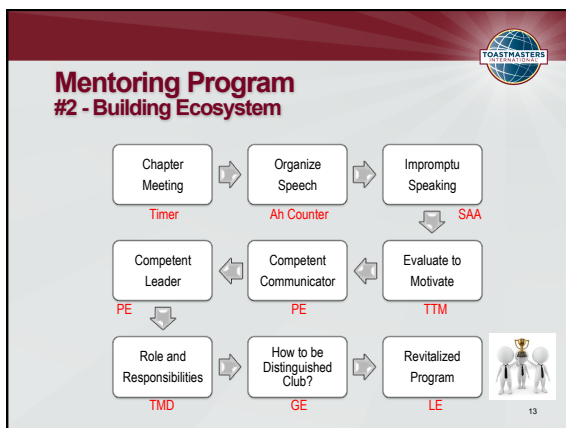




-
- Mentorship - Teach Them to Fish..**
- Program**
Objectives – build a strong and sustainable club
Roadmap
- ✓ What is Toastmaster Chapter Meeting?
 - ✓ How to Prepare for Speeches?
 - ✓ What To Say When Prompted with Questions?
 - ✓ How to Analyze and Feedback?
 - ✓ What Are the Communication Milestones?
 - ✓ What Are the Leadership Milestones?
 - ✓ Roles - Who, What and How?
 - ✓ How to Achieve Club Excellence?
- 16







Sponsors & Mentors Program
Communication & Leadership Achievements

A diagram illustrating the Sponsors & Mentors Program. On the left, two circles labeled 'Sponsors' and 'Mentors' are connected by a plus sign and an arrow pointing to a larger circle on the right. This larger circle contains the text 'ALB', 'ALS', and 'ACS' along with a small red figure icon. The slide includes the Toastmasters logo in the top right corner and the number '13' in the bottom right corner.

3 WIN WIN Program!
EXCO + Club + Sponsors/Mentors

Three presentation slides are shown side-by-side. The first slide is titled 'HOW TO START A TOASTMASTERS CLUB' and features a woman at a podium. The second slide is titled 'HOW TO SPONSOR A NEW CLUB' and features three men. The third slide is titled 'NEW CLUB MENTORING MATTERS' and features the same three men. Each slide includes the Toastmasters logo and the text 'A Regional Area Training'. The slide includes the Toastmasters logo in the top right corner and the number '21' in the bottom right corner.

A word cloud graphic with 'Q&A' in large red letters in the center. Other words in the cloud include 'What', 'Why', 'How', 'Who', 'Where', 'When', 'What', 'Why', 'How', 'Who', 'Where', 'When', 'What', 'Why', 'How', 'Who', 'Where', 'When'. The slide includes the Toastmasters logo in the top right corner and the number '11' in the bottom right corner.
