

The "REAL" Secret of Being Humorous

Creating Humor is a Process.



Finding Material and Topics

- Things that bother you.
- Current Events
- Things that you find funny (personal experiences).



Tools to Create Humor

- Exaggerations
- Comparisons (Similes)
- The Rule of 3
- Clichés



The Rule of Three in Presentation

A good presentation Technique is the rule of three.

The rule of three is based on the technique that people tend to remember three things. In oratory it comes up all the time.

Good speeches are peppered with lists with three items

1. **"Friends, Romans, Countrymen"**
- Willam Shakespeare in Julius Caesar
2. **"Blood, Sweat and Tears"**
- General Patton
3. Our priorities are **"Education, Education, Education"**
- Prime Minister, Tony Blair

They are used in religion...

1. **"Father, Son and Holy Spirit"**
2. **"Sex, Lies and Videotape"**

Putting it simply if you want your message to be remembered put it into a list of three.

Here are more examples of the rule of three.

"Life, liberty, and the pursuit of happiness"

- the American Declaration of Independence

"Government of the people, by the people, for the people"

- the Gettysburg Address

"There are three kinds of lies: lies, damned lies, and statistics"

- Benjamin Disraeli

"This is not the end. It is not even the beginning of the end. But it is, perhaps, the end of the beginning"

- Sir Winston Churchill

"Never before in the field of human conflict was so much owed by so many, to so few"

- Sir Winston Churchill

"There are three principal ways to lose money: **Wine, Women, and Engineers**. While the first two are **more pleasant**, the third is by far the **more certain**."

- Baron Rothschild

"Veni, vidi, vici"

(I Came, I Saw, I Conquered) - Julius Caesar:

"Unwept, unhonored, unsung"

- Sir Walter Scott

"Duty - Honor - Country. Those three hallowed words reverently dictate **what you ought to be, what you can be, and what you will be"**

- Gen, Douglas MacArthur

"The rule is: Jam Tomorrow, and Jam Yesterday, But never Jam Today"

- Lewis Carroll. Through the Looking Glass

Tools to Create Humor

- For each method write down 10 examples:

- Living with him is like living with a . . .

1. Gorilla
2. Dump truck full of dead batteries
3. Taxi Driver in your bed
4. Etc.

- Until you get one that's funny!



Selecting an Opener for Your Speech

- Grab audience's attention.
- Simple
- Get the audience laughing within 30 seconds.



The Body of Your Speech

- Include Stories (personal ones are best)
- Weave a theme throughout your speech
- Aim to deliver a punch-line (joke) every 30 seconds



Using Your Body Language

- Keep your body still when tell a punch line.
- Study your own facial expressions.
- Use silence to illicit laughter.



Contents of a Winning Humorous Speech

- An Interesting Title

If they're not laughing, then you're NOT winning!

- Humorous Body
- Humorous Conclusion



Judging Criteria

- Content: 55%
 - Speech Development
 - Effectiveness
 - Speech Value
 - Audience Response
- Delivery: 30%
 - Physical
 - Voice
 - Manner
- Language: 15%
 - Appropriateness
 - Correctness



Final Pointers

- Write out your speech and time it.

Practice, Practice, Practice!

- Videotape / Audiotape your speech.

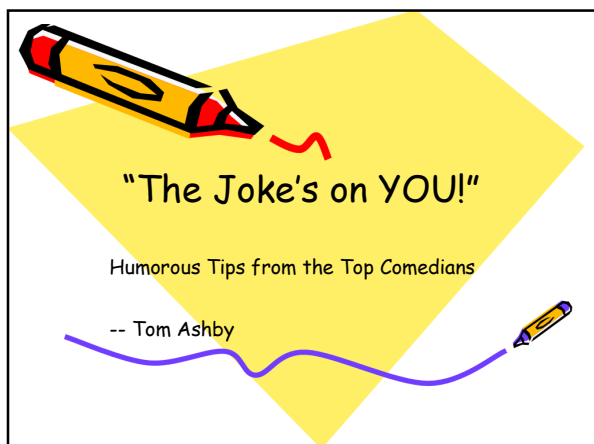


The REAL Judging Criteria

"Count up the number of times the audience laughs and the speaker with the most laughs **WINS THE CONTEST.**"

--DTM George Yen

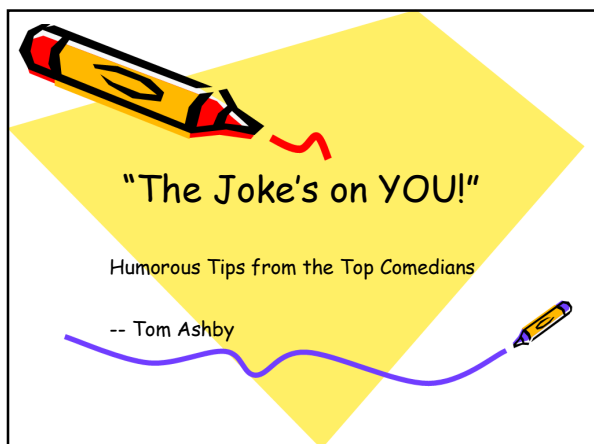




"The Joke's on YOU!"

Humorous Tips from the Top Comedians

-- Tom Ashby




What to do When Nobody Laughs at Your Joke?

- Don't panic

Just keep the speech MOVING!

- Don't apologize



Humorous Tips for Joke Telling!

- Don't give introduction - Just go directly to your joke.
- Never laugh before you complete your joke.
- Let the audience guess your conclusion.
- Apply Twistability.

ATMS Damrong

